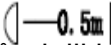


OBS, anslutning skall utföras av fackman, bryt strömmen innan arbetet påbörjas.

Montera armaturen enl skissen.

1xAR111 MAX50W

Symbolen  anger minsta avstånd till belyst yta.

D

Montage dürfen nur von zugelassenen Elektriker.

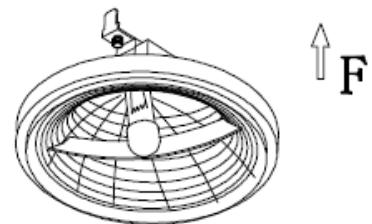
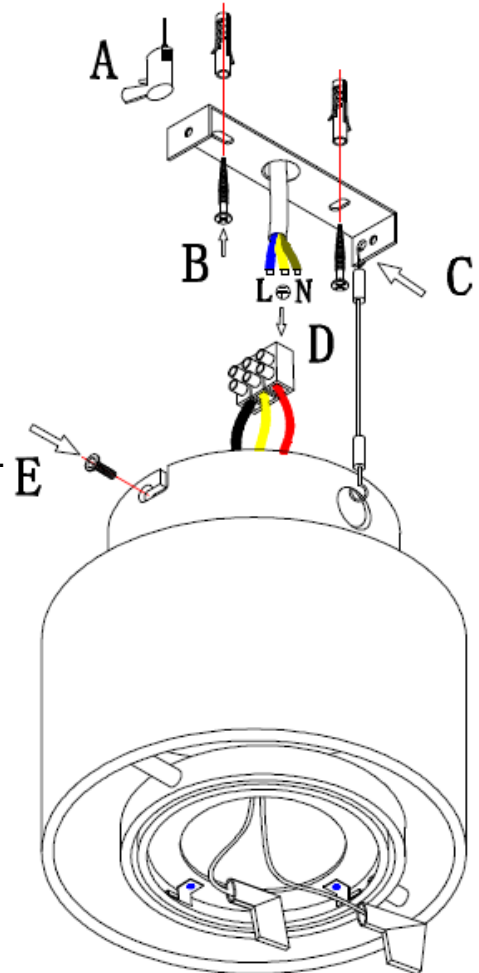
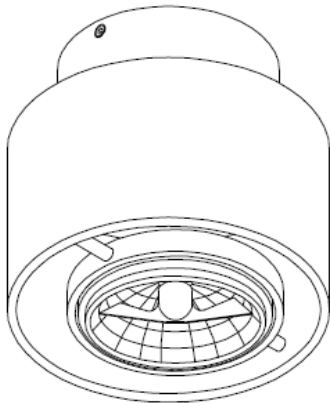
Montieren Sie die Lampe laut Skizze.

1xAR111 MAX50W

F

Rentrés montage installé par un électricien agréé.
Montez la lampe conformément au croquis.

1xAR111 MAX50W



CLEANING INSTRUCTIONS

1. Before cleaning, ensure that the power supply is switched off.
2. Use only a soft cloth to clean the lamp, dampened with mild cleanser if needed for resistant dirt.
3. Warning: do not use alcohol or other based solvents.

CAUTION:

While the lamp is working, the surface of it is hot!

Please do not touch the fixture within an hour after the power supply has been switched off.

1980310 Top Spot

